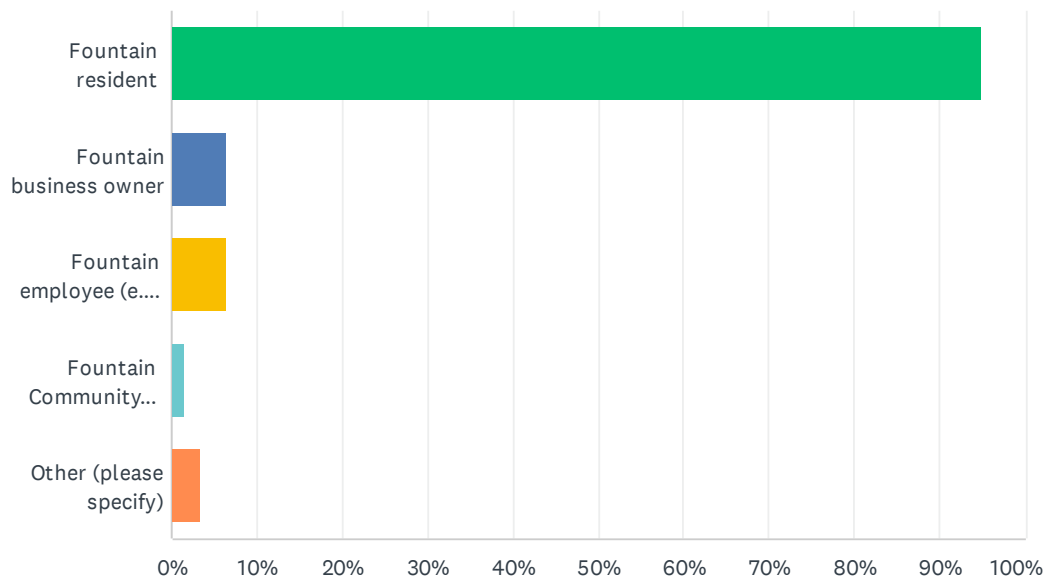


## Q1 Which of the following describes your connection with the Fountain community (select all the apply)

Answered: 581 Skipped: 1



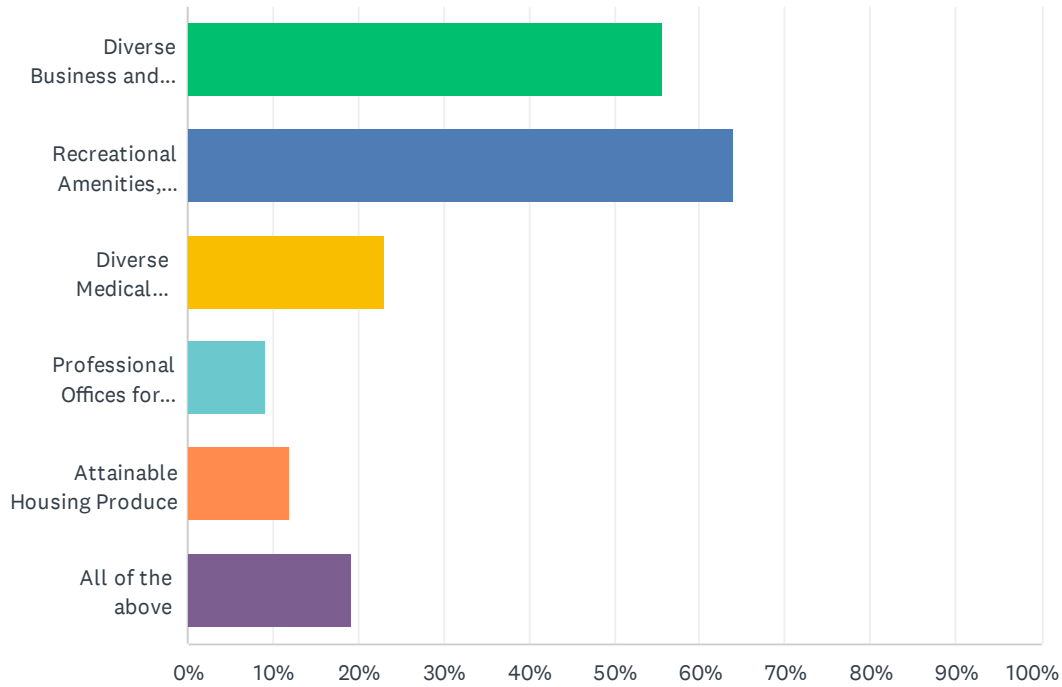
ANSWER CHOICES	RESPONSES	
Fountain resident	94.84%	551
Fountain business owner	6.37%	37
Fountain employee (e.g., I work in Fountain but am not a business owner or a resident.)	6.37%	37
Fountain Community Organization (e.g., I am a representative of the Chamber of Commerce, a place of worship, etc.)	1.55%	9
Other (please specify)	3.44%	20
Total Respondents: 581		

Q2 Enter the zip code for your primary residence or place of employment  
(if in Fountain).

Answered: 576 Skipped: 6

### Q3 What types of services and amenities are lacking in the Old Town, downtown center of Fountain? (select all that apply)

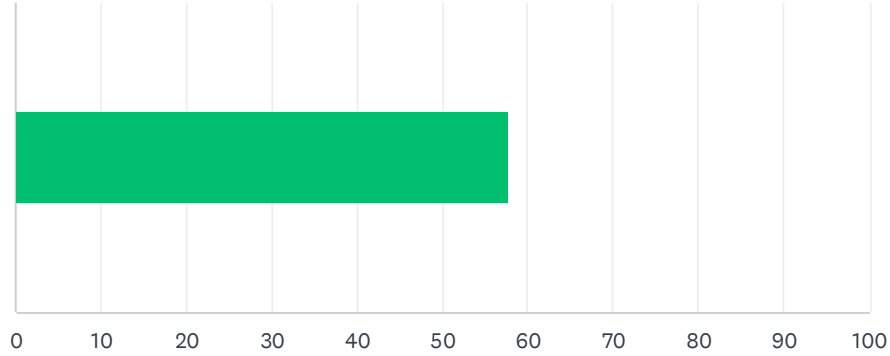
Answered: 565 Skipped: 17



ANSWER CHOICES	RESPONSES	
Diverse Business and Lifestyle Shopping	55.75%	315
Recreational Amenities, Public Parks, and Gathering Areas	64.07%	362
Diverse Medical Services	23.01%	130
Professional Offices for Business entry	9.20%	52
Attainable Housing Produce	12.04%	68
All of the above	19.12%	108
Total Respondents: 565		

## Q4 Do you feel that the greater Fountain area has enough housing options?

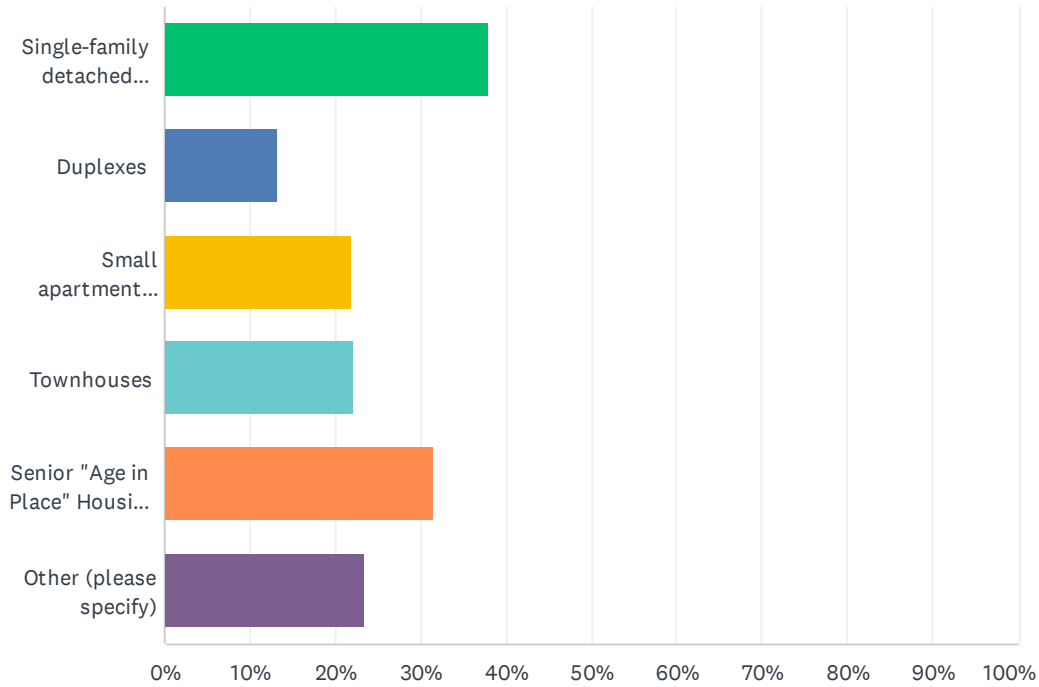
Answered: 525 Skipped: 57



ANSWER CHOICES	AVERAGE NUMBER	TOTAL NUMBER	RESPONSES
	58	30,371	525
Total Respondents: 525			

## Q5 What type of housing would you like to see added to Fountain (select all with write-in option)?

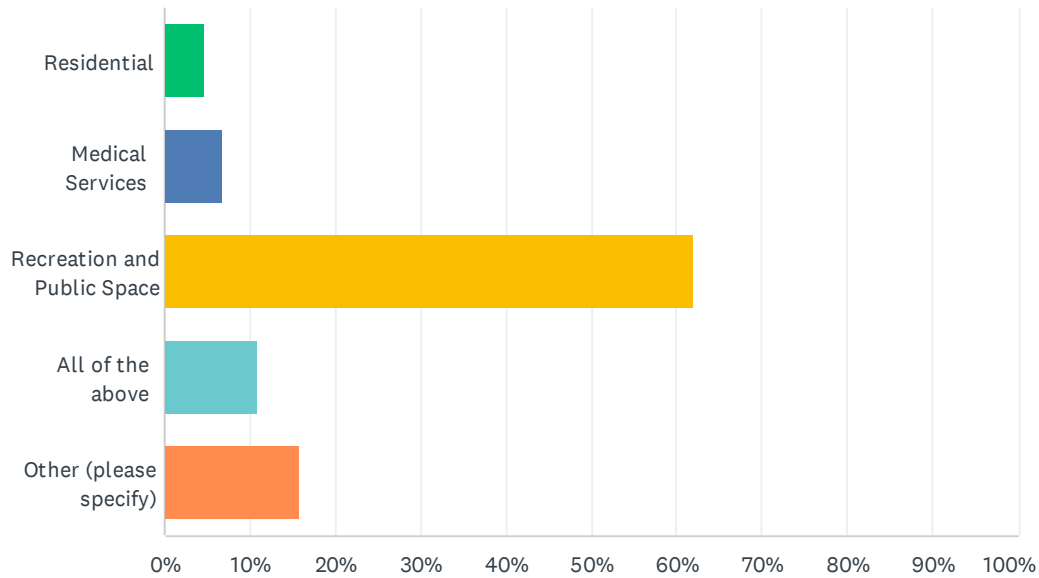
Answered: 511 Skipped: 71



ANSWER CHOICES	RESPONSES	
Single-family detached housing (i.e., Houses)	37.96%	194
Duplexes	13.31%	68
Small apartment buildings - 2-3 stories	21.92%	112
Townhouses	22.11%	113
Senior "Age in Place" Housing (i.e., age 55 or older)	31.51%	161
Other (please specify)	23.48%	120
Total Respondents: 511		

**Q6 What type of redevelopment would you prefer to see on the City owned property (select one)? (These are the types of land uses that are allowed in the property's current zone.)**

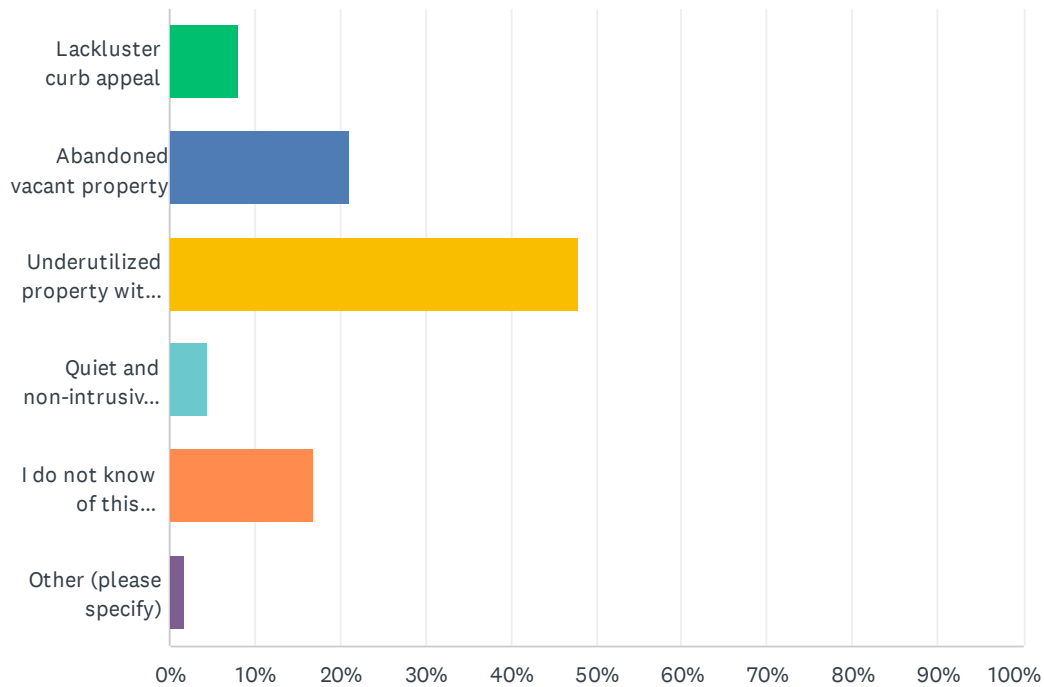
Answered: 521 Skipped: 61



ANSWER CHOICES	RESPONSES	
Residential	4.61%	24
Medical Services	6.72%	35
Recreation and Public Space	62.00%	323
All of the above	10.94%	57
Other (please specify)	15.74%	82
<b>TOTAL</b>		<b>521</b>

## Q7 What is your current impression of the property?

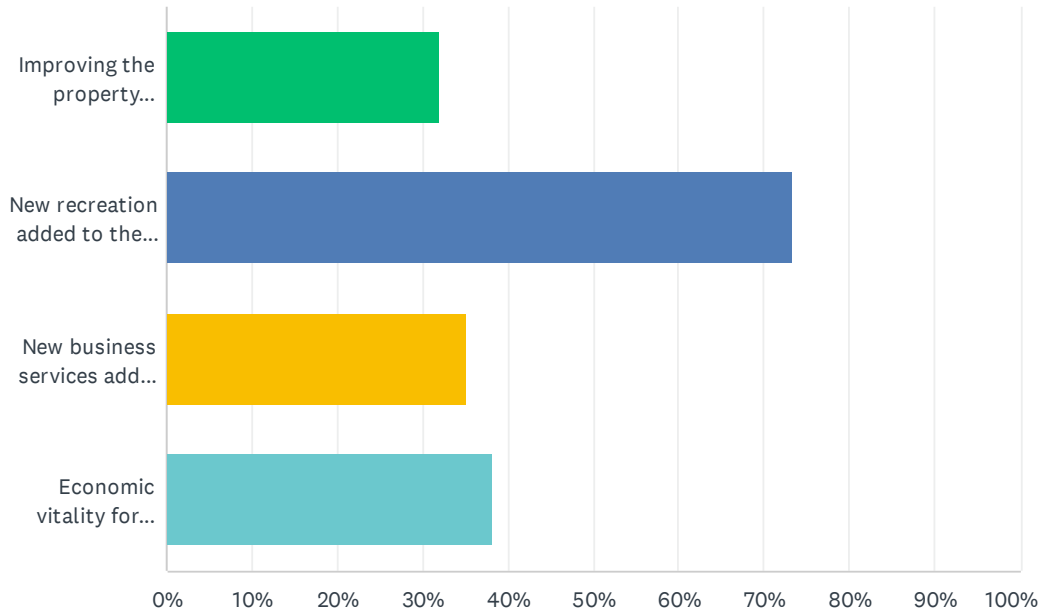
Answered: 523 Skipped: 59



ANSWER CHOICES	RESPONSES	
Lackluster curb appeal	8.03%	42
Abandoned vacant property	21.03%	110
Underutilized property with potential	47.99%	251
Quiet and non-intrusive with neighborhood	4.40%	23
I do not know of this property	16.83%	88
Other (please specify)	1.72%	9
<b>TOTAL</b>		<b>523</b>

## Q8 What are you most excited about regarding the City owned property redevelopment? Select all that apply.

Answered: 516 Skipped: 66

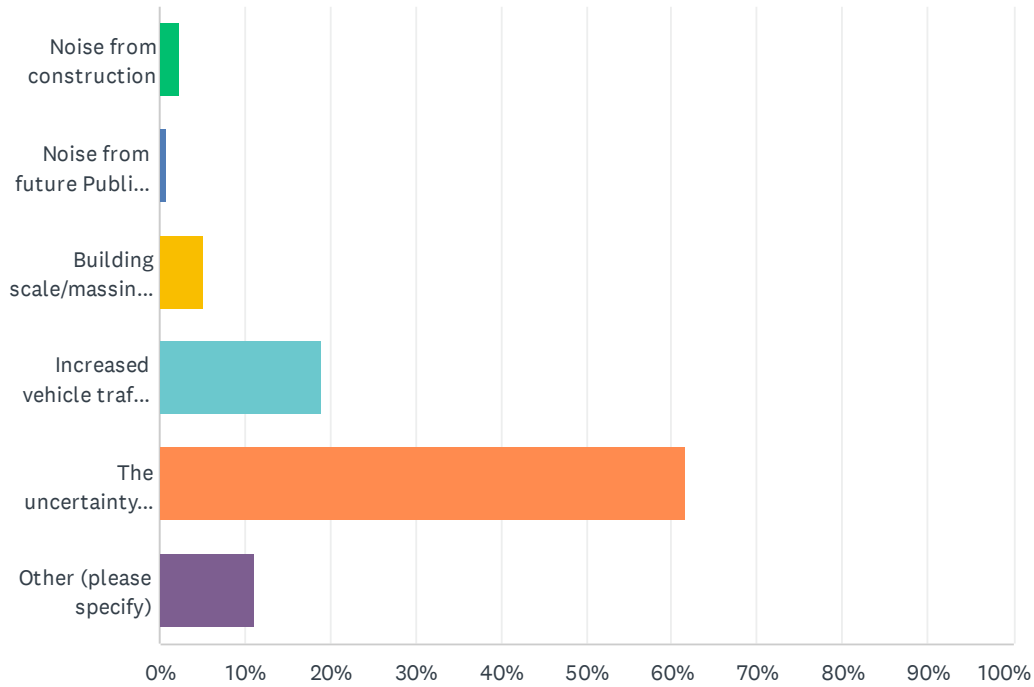


ANSWER CHOICES	RESPONSES	
Improving the property appearance	31.98%	165
New recreation added to the neighborhood/ community	73.45%	379
New business services added to the neighborhood	35.27%	182
Economic vitality for the downtown/ community Walkability and Trail Access	38.18%	197
Total Respondents: 516		



## Q9 What are you most concerned about regarding the City owned property redevelopment? Select all that apply.

Answered: 498 Skipped: 84



ANSWER CHOICES	RESPONSES	
Noise from construction	2.41%	12
Noise from future Public uses/redevelopment	0.80%	4
Building scale/massing from redevelopment	5.02%	25
Increased vehicle traffic in the neighborhood	19.08%	95
The uncertainty about the specific project on the property	61.65%	307
Other (please specify)	11.04%	55
TOTAL		498